

HIOKI

AC/DC CURRENT SENSOR CT7000 Series DISPLAY UNIT CM7290, CM7291

NEW



Robust support for current measurement through outstanding interoperability with Memory HiCorders and data loggers

Measurement

Extensive selection of sensors for new current measurement possibilities

Display

Immediate confirmation of measured values in the field

Output

Smooth configuration and setup

Recording

Outputting of data to Memory HiCorders and data loggers for extended recording

Analysis

Outputting of data to Memory HiCorders and data loggers for waveform observation



*Only the Display Unit CM7290 / CM7291 features a drop-proof design.



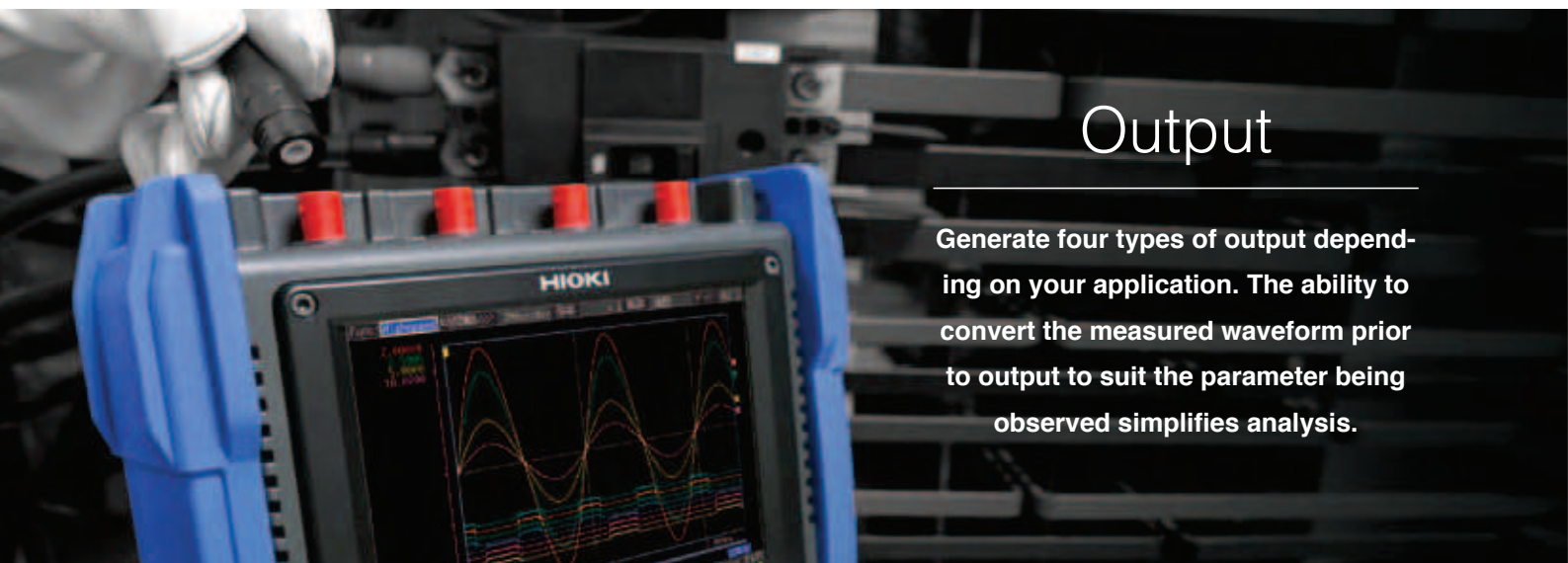
Current measurement

Choose from an extensive lineup of sensors designed for various applications. AC/DC auto-zero current sensors are ideal for long-term recording.



Display

Check measured values in the field with the Display Unit. It's also easy to output data to Memory HiCorders and data loggers.



Output

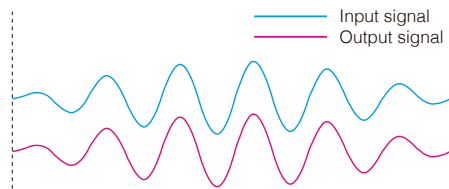
Generate four types of output depending on your application. The ability to convert the measured waveform prior to output to suit the parameter being observed simplifies analysis.

Output measurement results to a Memory HiCorder or logger for analysis.



WAVE: Waveform output

Output the waveform without modification.



Record the amount of current generated by solar panels in 1 week

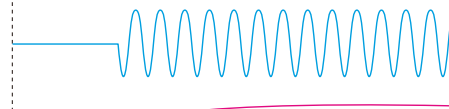
Example devices used

- Display Unit CM7290
- AC/DC Auto-zero Current Sensor CT7731
- Output Cord L9095
- Memory HiCorder MR8870

RMS: RMS output

Convert input to output as a series of RMS values.

FAST: 45 Hz or greater
 NORMAL: 10 Hz or greater
 SLOW: 3 Hz or greater



Record and monitor RMS current values at a manufacturing plant

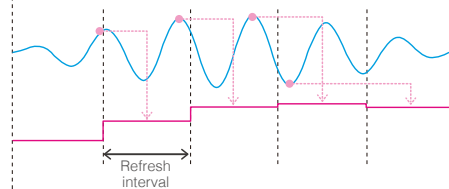
Example devices used

- Display Unit CM7290
- AC/DC Auto-zero Current Sensor CT7742
- Output Cord L9095
- Memory HiCorder MR8880

PEAK: Peak output

Sample the waveform at the rate of 2 kS/s and output the peak value for each interval as an absolute value.

Refresh intervals
 FAST: 50 updates per sec. (0.02 sec.)
 NORMAL: 5 updates per sec. (0.2 sec.)
 SLOW: 1 update every sec. (1 sec.)



Measure and monitor the maximum power supply rating for a piece of equipment

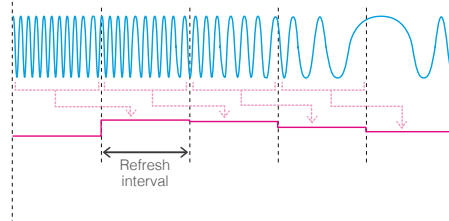
Example devices used

- Display Unit CM7290
- AC/DC Auto-zero Current Sensor CT7736
- Output Cord L9096
- Memory HiLogger LR8431

FREQ: Frequency output

Count the frequency and output it for each interval.

Refresh intervals
 FAST: 5 updates per sec. (0.2 sec.)
 NORMAL: 5 updates per sec. (0.2 sec.)
 SLOW: 1 update every 3 sec.



Check the frequency of a compressor and motor

Example devices used

- Display Unit CM7290
- AC/DC Current Sensor CT7631
- Output Cord L9096
- Memory HiLogger LR8431

Extensive lineup of sensors designed for various applications

AC/DC AUTO-ZERO CURRENT SENSOR

Frequency band: DC to 5 kHz

Make measurements over extended periods of time without the need to perform zero-adjustment, even in locations with temperature variations.



CT7731 AC/DC100A φ33mm (1.3 in)	CT7736 AC/DC 600A φ33mm (1.3 in)	CT7742 AC/DC 2000A φ55mm (2.17 in)
--	---	---



Perform measurement without shifts in the zero-point, even during extended waveform recording or in locations where the temperature varies during measurement.

AC/DC CURRENT SENSOR (Standard sensor)

Frequency band: DC to 10 kHz

AC/DC current sensors for observing instantaneous waveforms



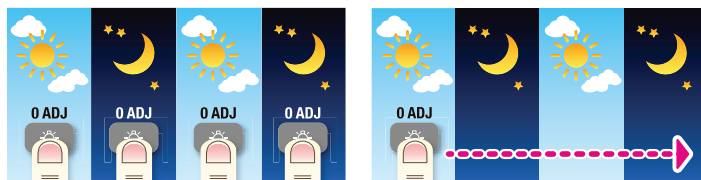
CT7631 AC/DC100A φ33mm (1.3 in)	CT7636 AC/DC 600A φ33mm (1.3 in)	CT7642 AC/DC 2000A φ55mm (2.17 in)
--	---	---



Use to observe instantaneous waveforms and make short-term measurement in locations without temperature variations.

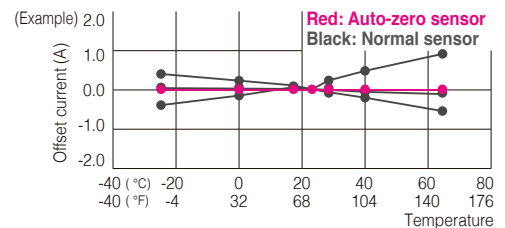
AC/DC auto-zero current sensors

Take measurements without shifts in the zero-point, even during extended recording with temperature variations



Normal sensor

New auto-zero sensor




Because measured values acquired using standard sensors exhibit shifts in the zero-point caused by temperature variations, their use in recording data over extended periods of time has required regular zero-adjustment. This issue is caused by the effects of the Hall elements used in the sensor's detection circuitry. Hioki's new auto-zero sensors feature a new, switching-based offset cancellation circuit that was developed to address this issue. This circuit minimizes shifts in the zero-point to enable extended recording without constant zero-adjustment.

AC FLEXIBLE CURRENT SENSOR

Frequency band: 10 Hz to 50 kHz


Easy to route through confined locations and around thick cables



CT7044
600 A AC / 6000 A AC
φ100 mm (3.93 in)

CT7045
600 A AC / 6000 A AC
φ180 mm (7.08 in)

CT7046
600 A AC / 6000 A AC
φ254 mm (10 in)



These sensors can be easily routed through confined locations and between cables. The tapered tip is designed so that it can be fed readily through tangled wires. In addition, a magnetic strap* frees both hands for other tasks.

*Magnetic strap sold separately.

CT7000 series sensors: Featuring improved durability and ease of use



Dustproof and waterproof performance

Measurement functionality continues to operate even when the sensor is exposed to fine particulate matter such as dust or water droplets.

*Photograph depicts dust- and water-resistance testing.



-25°C to 65°C (-13°F to 149°F)

A broader operating temperature range lets you use the sensors even in subfreezing temperatures and on hot summer days.



CAT IV 600V

A maximum input-to-ground voltage of 600 V allows sensors to safely measure service drops and wires in distribution panels.



Damage-resistant jaws, loops

The strength of the measurement portion of the sensor has been increased to accommodate 30,000 open-close cycles for jaws and 10,000 cycles for flexible loops.

*Jaws (the current sensor portion) provide IP50 protection. Although water resistance allows retention of measurement functionality, use of the sensor while wet increases the risk of electric shock when measuring hazardous live contacts.

Identify signal levels in the field

Intuitive output settings



Automatic sensor detection and configuration

When a sensor is connected to the connector, the display unit detects it and automatically sets the sensor type.



Efficiency in the field

The separate, backlit display is easy to read, and a magnetic strap frees up both hands to perform other work.



Press and hold button for 1 sec. after configuration.

Retention of measurement settings

The same settings will remain in effect when the unit is turned on next, streamlining work by letting you start measurement immediately.



Convenient support for external power supplies for easy embedding

When power is supplied to the AC adapter, the unit is automatically ready to begin measurement.



Dual-value display for at-a-glance confirmation

The unit displays the frequency and output rate along with the measured value, simplifying the process of setting the rate when outputting measurement data.

WAVE
Waveform output


RMS
RMS output

PEAK
Peak output

FREQ
Frequency output

Single-touch selection of output format

The unit can generate four types of output for data loggers and Memory HiCorders. The format can be switched with a single button.



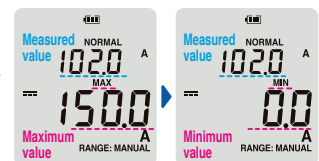
For use with BNC connectors

For use with terminal blocks

For use with banana terminals

Simple output connectivity

Three output cords are available for use depending on the application, making it easy to connect the unit to a data logger or Memory HiCorder.



Single-button display switching

Analysis display with maximum, minimum, and average values

When the analysis display is activated, the unit displays the maximum, minimum, and average values as well as the maximum and minimum crest values since the start of measurement.



Battery power for convenient testing

The unit can be used with two AA alkaline batteries. This cord-free mode of operation delivers outstanding ease of use in the field.

Transfer data wirelessly for smoother measurement

Display Unit CM7291 only


Send measurement data to a smartphone or tablet using Bluetooth® wireless technology and use the GENNECT Cross dedicated app to display and review measured values and waveforms in real time.



Connect the sensor to the Display Unit CM7291 and clamp in around the cable to be measured.



Launch the GENNECT Cross dedicated app on a tablet.



Measurement results will be sent to the tablet wirelessly and displayed.

Downloading and setting up the GENNECT Cross dedicated app

STEP1



for free from Google Play or the App Store.

STEP2



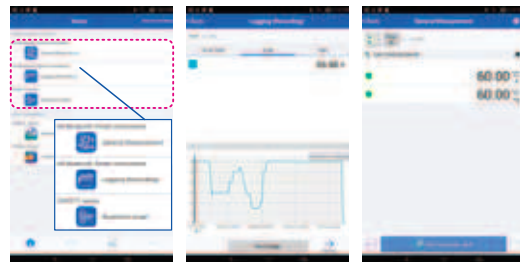
Configure settings:
Home screen > Other
> Instrument Settings.

STEP3



The app will automatically detect instruments performing measurement. Check the connection status.

STEP4



Home screen Logging display Standard measurement display

Return to the home screen and select a measurement function to display the corresponding measured values.



Review + measurement data on a tablet with the distribution panel closed. You can also collect and review data measured at multiple locations, for example A, B, and C in the figure above. The app also provides simple logging functionality.

*The line-of-sight communications range is about 10 m. Communications conditions vary with the performance of the connected device and the quality of the connection.

Display Unit Specifications

(Guaranteed accuracy period: 3 years; post-adjustment guaranteed accuracy period: 3 years)

Input/output and measurement specifications

Measured parameters	DC, AC, DC+AC, frequency (Hz)
Measurement method	True RMS measurement
Output methods	WAVE, RMS, PEAK, FREQ
Output impedance	50 Ω (±5%)
Input connector	HIOKI PL14
Display refresh times	FAST: 0.2 sec. / NORMAL: 0.2 sec. / SLOW: 1.0 sec. (when using the Hz output method, SLOW: 3 sec.)
Output refresh times	PEAK ---FAST: 0.02 sec. / NORMAL: 0.2 sec. / SLOW: 1 sec. FREQ ---FAST: 0.2 sec. / NORMAL: 0.2 sec. / SLOW: 3.0 sec. (WAVE and RMS use analog output.)
Peak detection interval	2 ms or greater (with PEAK MAX, PEAK MIN, or PEAK output)
Zero display range	29 count or less for AC and DC+AC RMS values
Crest factor	3 at 5000 count or 2.5 at 6000 count for AC and AC+DC
Typical accuracy (display)	DC: ±0.3% rdg. ±8 dgt. / AC: ±0.3% rdg. ±8 dgt. (RMS) / DC+AC: ±0.3% rdg. ±12 dgt. (RMS) / Frequency: ±0.1% rdg. ±0.01 Hz
Typical accuracy (output)	DC: ±0.5% rdg. ±0.8 mV / Current: ±0.5% rdg. ±0.8 mV / DC+AC: ±0.5% rdg. ±1.2 mV / Frequency: ±0.3% rdg. ±2.2 mV

*For range and output rates, see pages 10 and 11.

General specifications

Operating and storage temperature and humidity range	-25 °C to 65 °C (-13 °F to 149 °F), 80% RH (non-condensing, with batteries removed)
Dust and water resistance	IP54 (with sensor connected and caps fitted to AC adapter and power connector)
Standard compliance	Safety: EN61010 EMC: EN61326, EN61000
Power supply	AA alkaline battery (LR6) × 2 / 5 V to 15 V external power supply
Maximum rated output	2.5 VA
Continuous operating time	Max. approx. 16 hours (with backlight off using WAVE or RMS output and CT7631, CT7636, or CT7642 sensor)
External dimensions and mass	Approx. 52 mm (2 in) W × 163 mm (6.4 in) H × 37 mm (1.5 in) D, approx. 220 g (7.76 oz)(with protector and batteries)
Accessories	AA alkaline battery (LR6) × 2, protector (attach to unit), instruction manual

Functions

Auto-range function	Automatic configuration of optimal range (can also be set manually)	Display value hold function	YES
Zero-adjustment at power-on	Automatic zero-adjustment when powered on	Backlight	YES
Analysis display	Display of maximum, minimum, and average values as well as maximum and minimum crest values since activation of analysis display	Auto-power off	YES
Filter	180 Hz low-pass filter, on/off pass band setting	Configuration save function	YES
Output amplification	Output at ×10 normal level	Key lock function	YES
Wireless data communications	Wireless transmission of measurement data using Bluetooth® (CM7291 only)		

Bluetooth® specifications (CM7291 only)

Display	Display of measured values on an iOS or Android handset using Bluetooth® communications
Interface	Bluetooth® 4.0 LE
Communications range	10 m, line of sight
Communications profile	GATT(Generic Attribute Profile)
Supported devices	iOS (iPhone 5, third-generation iPad, iPad mini, iPad Pro, and fifth-generation iPod touch or later) Android (Bluetooth® Smart-ready and Bluetooth® Smart-compatible models only)
Supported OS	iOS 8 or later, Android™ 4.3 or later

GENNECT Cross dedicated app specifications

Interface	Bluetooth® 4.0LE (Bluetooth® SMART)
Supported devices	iOS (iPhone®5, 3rd generation iPad®, iPad mini™, iPad Pro™, 5th generation iPod Touch® or later) Android™ (Only for Bluetooth® SMART READY or Bluetooth® SMART model)
Supported OS	iOS 8 or later, Android™ 4.3 or later
No. of controllable devices	For data logging, up to 8 devices can be connected (up to 8 measured values can be logged) at once Only 1 device can be used at any one time when using the CM7291 as a current waveform monitor current waveform

*Android, Google Play and the Google Play logo are trademarks of Google Inc.

*iOS is a registered trademark of Cisco Technology, Inc. and/or its affiliates in the United States and certain other countries.




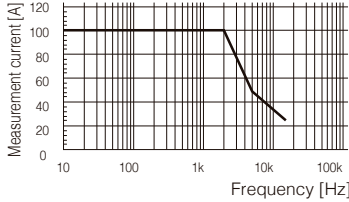
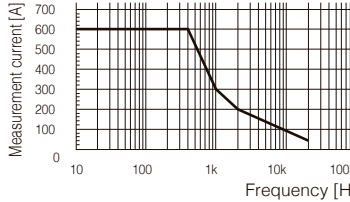
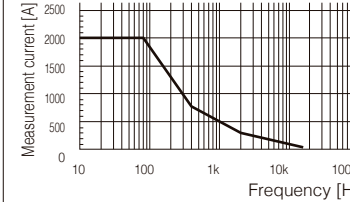
*iPhone, iPad, iPad mini, iPad Pro and iPod touch are trademarks of Apple Inc.

*Apple and the Apple logo are trademarks of Apple Inc. App Store is a service mark of Apple Inc.




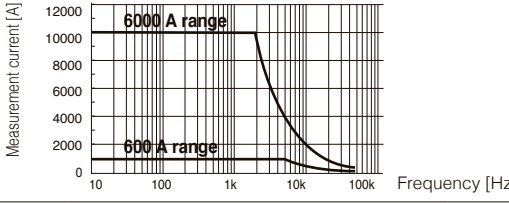
*The Bluetooth® word mark and logos are registered trademarks owned by Bluetooth SIG, Inc. and any use of such marks by HIOKI E.E. CORPORATION is under license.

*For the latest information about countries and regions where wireless operation is currently supported, please visit the Hioki website.

Sensor specifications

		CT7631 / CT7731	CT7636 / CT7736	CT7642 / CT7742
				
Frequency band				
CT7631, CT7636, CT7642: DC to 10 kHz (-3 dB) / CT7731, CT7736, CT7742: DC to 5 kHz (-3 dB)				
Rated measurement current		100 A AC/DC	600 A AC/DC	2000 A AC/DC
Measurable conductor diameter		ø 33 mm (1.3 in) or less		ø 55 (2.17 in) mm or less
Output connector		HIOKI PL14		
Maximum measurement current	Frequency derating			
	Peak value	150 A peak	900 A peak	2840 A peak
Sampling frequency				
36.5 kHz ± 0.2 Hz (CT7731, CT7736, CT7742)				
Typical accuracy (continuous input)		±1.0% rdg. ±0.5% f.s. (DC, 45 to 66 Hz) ±2.0% rdg. ±0.5% f.s. (66 Hz to 500 Hz)	±2.0% rdg. ±0.5% f.s. (DC, 45 to 66 Hz) ±3.0% rdg. ±0.5% f.s. (66 Hz to 1 kHz)	±1.5% rdg. ±0.5% f.s. (DC, 45 to 66 Hz) ±2.5% rdg. ±1.0% f.s. (66 Hz to 1 kHz)
Typical accuracy (phase)		±1.8 deg. (up to 66 Hz)	±1.8 deg. (up to 66 Hz)	±2.3 deg. (up to 66 Hz)
Operating and storage temperature and humidity range				
-25°C to 65°C (-13 °F to 149 °F) , 80% RH (non-condensing)				
Dust and water resistance		IP40	Jaws and barriers: IP50 / Grip: IP54 (when measuring insulated conductors only) (Do not use when wet.)	
Standard compliance				
Safety: EN61010 EMC: EN61326				
Maximum rated input-to-ground voltage ¹		600 V AC/DC (CAT IV)	1000 V AC/DC (CAT III) / 600 V AC/DC (CAT IV)	
External dimensions and mass ²		Approx. 58 mm (2.28 in) Wx132 mm (5.19 in) Hx18 mm (0.7 in) D Approx. 250 g (8.8 oz)	Approx. 64 mm (2.51 in) Wx160 mm (6.29 in) Hx34 mm (1.33 in) D Approx. 320 g (11.2 oz)	Approx. 64 mm (2.51 in) Wx195 mm (7.67 in) Hx34 mm (1.33 in) D Approx. 510 g (17.9 oz)
Jaw dimensions		Approx. 66 mm (2.6 in) W x 13 mm (0.5 in) D	Approx. 69 mm (2.7 in) W x 14 mm (0.6 in) D	Approx. 92 mm (3.6 in) W x 18 mm (0.7 in) D
Cable length		Approx. 2.5 m (8.2 ft) (extensible to max. of 100 m (328 ft) with optional products; subject to limits imposed by connected device)		

*1: Anticipated transient overvoltage: 8000 V *2: Not including dimensions of protruding parts, lever, or jaws. (Guaranteed accuracy period: 3 years; post-adjustment guaranteed accuracy period: 3 years)

		CT7044	CT7045	CT7046
				
Frequency band				
10 Hz to 50 kHz (Within ±3 dB)				
Rated measurement current				
AC 6000 A				
Measurable conductor diameter		ø 100 mm (3.93 in) or less	ø 180 mm (7.08 in) or less	ø 254 mm (10 in) or less
Available ranges*1				
600 A AC / 6000 A AC *Range selection is controlled by a supported instrument.				
Output connector		HIOKI PL14		
Maximum measurement current	Frequency derating			
	Peak value	1500 A peak (600 A range) / 15000 A peak (6000 A range)		
Typical accuracy (continuous input)				
±1.5% rdg. ±0.25% f.s. (f.s. is determined by the internal range) (45 to 66 Hz, in center of flexible loop)				
Typical accuracy (phase)				
Within ±1.0° (45 to 66 Hz)				
Operating and storage temperature and humidity range				
-25°C to 65°C (-13 °F to 149 °F) Humidity: Under 40°C, 80% RH or less; from 40°C to 65°C, maximum relative humidity reduces linearly from 80% RH at 40°C to 25% RH at 65°C (non-condensing).				
Dust and water resistance				
IP54 (when connected to a supported instrument) (Do not make measurements when wet.)				
Standard compliance				
Safety : EN61010 EMC : EN61326				
Maximum rated input-to-ground voltage ²				
1000 V AC (CAT III) AC 600 V AC (CATIV)				
Dimensions (circuit box) and weight		Approx. 25 mm (0.98 in) Wx72 mm (2.83 in) Hx20 mm (0.78 in) D Approx. 160 g (5.64 oz)	Approx. 25 mm (0.98 in) Wx72 mm (2.83 in) Hx20 mm (0.78 in) D Approx. 174 g (6.13 oz)	Approx. 25 mm (0.98 in) Wx72 mm (2.83 in) Hx20 mm (0.78 in) D Approx. 186 g (6.56 oz)
Flexible loop length and cross-sectional diameter		Approx. 390 mm (15.3 in) Cross-section : Approx. ø7.4mm (0.29 in) Tip cap : Approx. ø9.9mm (0.38 in)	Approx. 630 mm (24.8 in) Cross-section : Approx. ø7.4mm (0.29 in) Tip cap : Approx. ø9.9mm (0.38 in)	Approx. 870 mm (34.2 in) Cross-section : Approx. ø7.4mm (0.29 in) Tip cap : Approx. ø9.9mm (0.38 in)
Cable length		Approx. 2300 mm (90.5 in) (between flexible loop and circuit box) Approx. 210 mm (8.26 in) (output cable)		

*1 : Sensor alone *2 : Anticipated transient overvoltage: 8000 V (Guaranteed accuracy period: 3 years; post-adjustment guaranteed accuracy period: 3 years)

Combined accuracy

CT7631 / CT7731 + CM7290 or CM7291

Display accuracy

CM7290 range	Amplitude		DC function	AC function	AC + DC function	
	DC	AC / AC+DC	DC	45 Hz ≤ f ≤ 66Hz	DC	45 Hz ≤ f ≤ 66Hz
60.00 A	I ≤ 60 A	3 A ≤ I ≤ 60 A	±1.3% rdg. ±0.58 A	±1.3% rdg. ±0.58 A	±2.5% rdg. ±0.65 A	±1.3% rdg. ±0.62 A
100.0 A	I ≤ 100 A	30 A ≤ I ≤ 100 A	±1.3% rdg. ±1.3 A	±1.3% rdg. ±1.3 A	±2.5% rdg. ±2.0 A	±1.3% rdg. ±1.7 A

Output accuracy

CM7290 range (Output rate)	Amplitude		DC function	AC function	
			WAVE output	WAVE output	RMS output
	WAVE	RMS	DC	45 Hz ≤ f ≤ 66Hz	
60.00 A (10 mV / A)	I ≤ 60 A	3 A ≤ I ≤ 60 A	±1.5% rdg. ±5.8 mV	±1.5% rdg. ±5.8 mV (±2.0°)	±1.8% rdg. ±5.8 mV
100.0 A (1 mV / A)	I ≤ 100 A	30 A ≤ I ≤ 100 A	±1.5% rdg. ±1.3 mV	±1.5% rdg. ±1.3 mV (±2.0°)	±1.8% rdg. ±1.3 mV

CM7290 range (Output rate)	Amplitude		AC + DC function			
			WAVE output (phase)		RMS output	
	WAVE	RMS	DC	45 Hz ≤ f ≤ 66Hz	DC	45 Hz ≤ f ≤ 66Hz
60.00 A (10 mV / A)	I ≤ 60 A	3 A ≤ I ≤ 60 A	±2.5% rdg. ±6.2 mV	±1.5% rdg. ±6.2 mV (±2.0°)	±2.7% rdg. ±6.2 mV	±1.8% rdg. ±6.2 mV
100.0 A (1 mV / A)	I ≤ 100 A	30 A ≤ I ≤ 100 A	±2.5% rdg. ±1.7 mV	±1.5% rdg. ±1.7 mV (±2.0°)	±2.7% rdg. ±1.7 mV	±1.8% rdg. ±1.7 mV

CT7636 / CT7736 + CM7290 or CM7291

Display accuracy

CM7290 range	Amplitude		DC function	AC function	AC + DC function	
	DC	AC / AC+DC	DC	45 Hz ≤ f ≤ 66Hz	DC	45 Hz ≤ f ≤ 66Hz
60.00 A	I ≤ 60 A	3 A ≤ I ≤ 60 A	±2.3% rdg. ±3.08 A	±2.3% rdg. ±3.08 A	±3.5% rdg. ±3.15 A	±2.3% rdg. ±3.12 A
600.0 A	I ≤ 600 A	30 A ≤ I ≤ 600 A	±2.3% rdg. ±3.8 A	±2.3% rdg. ±3.8 A	±3.5% rdg. ±4.5 A	±2.3% rdg. ±4.2 A

Output accuracy

CM7290 range (Output rate)	Amplitude		DC function	AC function	
			WAVE output	WAVE output	RMS output
	WAVE	RMS	DC	45 Hz ≤ f ≤ 66Hz	
60.00 A (10 mV / A)	I ≤ 60 A	3 A ≤ I ≤ 60 A	±2.5% rdg. ±30.8 mV	±2.5% rdg. ±30.8 mV (±2.0°)	±2.8% rdg. ±30.8 mV
600.0 A (1 mV / A)	I ≤ 600 A	30 A ≤ I ≤ 600 A	±2.5% rdg. ±3.8 mV	±2.5% rdg. ±3.8 mV (±2.0°)	±2.8% rdg. ±3.8 mV

CM7290 range (Output rate)	Amplitude		AC + DC function			
			WAVE output (phase)		RMS output	
	WAVE	RMS	DC	45 Hz ≤ f ≤ 66Hz	DC	45 Hz ≤ f ≤ 66Hz
60.00 A (10 mV / A)	I ≤ 60 A	3 A ≤ I ≤ 60 A	±3.5% rdg. ±31.2 mV	±2.5% rdg. ±31.2 mV (±2.0°)	±3.7% rdg. ±31.2 mV	±2.8% rdg. ±31.2 mV
600.0 A (1 mV / A)	I ≤ 600 A	30 A ≤ I ≤ 600 A	±3.5% rdg. ±4.2 mV	±2.5% rdg. ±4.2 mV (±2.0°)	±3.7% rdg. ±4.2 mV	±2.8% rdg. ±4.2 mV

CT7642 / CT7742 + CM7290 or CM7291

Display accuracy

CM7290 range	Amplitude		DC function	AC function	AC + DC function	
	DC	AC / AC+DC	DC	45 Hz ≤ f ≤ 66Hz	DC	45 Hz ≤ f ≤ 66Hz
600.0 A	I ≤ 600 A	30 A ≤ I ≤ 600 A	±1.8% rdg. ±10.8 A	±1.8% rdg. ±10.8 A	±3.0% rdg. ±11.5 A	±1.8% rdg. ±11.2 A
2000 A	I ≤ 2000 A	300 A ≤ I ≤ 1800 A	±1.8% rdg. ±18 A	±1.8% rdg. ±18 A	±3.0% rdg. ±25 A	±1.8% rdg. ±22 A
		1800 A < I ≤ 2000 A		±2.3% rdg. ±18 A		±2.3% rdg. ±22 A

Output accuracy

CM7290 range (Output rate)	Amplitude		DC function	AC function	
			WAVE output	WAVE output (phase)	RMS output
	WAVE	RMS	DC	45 Hz ≤ f ≤ 66Hz	
600.0 A (1 mV / A)	I ≤ 600 A	30 A ≤ I ≤ 600 A	±2.0% rdg. ±10.8 mV	±2.0% rdg. ±10.8 mV (±2.5°)	±2.3% rdg. ±10.8 mV
2000 A (0.1 mV / A)	I ≤ 1800 A 1800 A < I ≤ 2000 A	300 A ≤ I ≤ 1800 A	±2.0% rdg. ±1.8 mV	±2.0% rdg. ±1.8 mV (±2.5°)	±2.3% rdg. ±1.8 mV
		1800 A < I ≤ 2000 A		±2.5% rdg. ±1.8 mV (±2.5°)	±2.8% rdg. ±1.8 mV

*For full combination accuracy tables, see the product page on the Hioki website

CM7290 range (Output rate)	Amplitude		AC + DC function			
			WAVE output (phase)		RMS output	
	WAVE	RMS	DC	45 Hz ≤ f ≤ 66Hz	DC	45 Hz ≤ f ≤ 66Hz
600.0 A (1 mV / A)	I ≤ 600 A	30 A ≤ I ≤ 600 A	±3.0% rdg. ±11.2 mV	±2.0% rdg. ±11.2 mV (±2.5°)	±3.2% rdg. ±11.2 mV	±2.3% rdg. 11.2 mV
2000 A (0.1 mV / A)	I ≤ 1800 A	300 A ≤ I ≤ 1800 A	±3.0% rdg. ±2.2 mV	±2.0% rdg. ±2.2 mV (±2.5°)	±3.2% rdg. ±2.2 mV	±2.3% rdg. ±2.2 mV
	1800 A < I ≤ 2000 A	1800 A < I ≤ 2000 A		±2.5% rdg. ±2.2 mV (±2.5°)		±2.8% rdg. ±2.2 mV

CT7044 / CT7045 / CT7046 + CM7290 (CM7291)

Display accuracy

CM7290 range	Amplitude	AC function
		45 Hz ≤ f ≤ 66Hz
60.00 A	3 A ≤ I ≤ 60 A	±1.8% rdg. ±1.58 A
600.0 A	30 A ≤ I ≤ 600 A	±1.8% rdg. ±2.3 A
6000 A	300 A ≤ I ≤ 6000 A	±2.3% rdg. ±23 A

Output accuracy

CM7290 range (Output rate)	Amplitude		AC function	
			WAVE output (phase)	RMS output
	WAVE	RMS	45 Hz ≤ f ≤ 66Hz	
60.00 A (10 mV / A)	I ≤ 60 A	3 A ≤ I ≤ 60 A	±2.0% rdg. ±15.8 mV (±1.2°)	±2.3% rdg. ±15.8 mV
600.0 A (1 mV / A)	I ≤ 600 A	30 A ≤ I ≤ 600 A	±2.0% rdg. ±2.3 mV (±1.2°)	±2.3% rdg. ±2.3 mV
6000 A (0.1 mV / A)	I ≤ 6000 A	300 A ≤ I ≤ 6000 A	±2.0% rdg. ±2.3 mV (±1.2°)	±2.3% rdg. ±2.3 mV

Basic conditions for accuracy specifications

	Display Unit CM7290/CM7291		
Accuracy guarantee conditions	Accuracy guarantee period: 3 years; post-adjustment accuracy guarantee period: 3 years; accuracy guarantee temperature and humidity range: 23°C ±5°C, 80% RH or less; after performing zero-adjustment		
Temperature coefficient	Within the operating temperature range, add (0.1 × accuracy specifications/°C) (at temperatures other than 23°C ±5°C).		
AC accuracy guarantee conditions	Sine wave input		
Effects of radiative radiofrequency electromagnetic fields	15% f.s. at 10 V/m		
Effects of conductive radiofrequency electromagnetic fields	10% f.s. at 3 V		
	CT7631/CT7731	CT7636/CT7736	CT7642/CT7742
Accuracy guarantee conditions	Accuracy guarantee period: 3 years; post-adjustment accuracy guarantee period: 3 years; number of jaw open-close cycles: 30,000 or less; accuracy guarantee temperature and humidity range: 23°C ±5°C, 80% RH or less; after performing zero-adjustment on the connected instrument; for AC accuracy, using sine wave input		
Temperature coefficient	Within the operating temperature range, add (0.1 × accuracy specifications/°C) (at temperatures other than 23°C ±5°C).		
Offset drift*	CT7731: within ±0.5% f.s.; CT7736: within ±0.1% f.s.; CT7742: within ±0.1% f.s.		
Effects of radiative radiofrequency electromagnetic fields	15% f.s. at 10 V/m		
Effects of conductive radiofrequency electromagnetic fields	10% f.s. at 3 V		
Effects of conductor position (deviation from center)	Within ±1.5%	Within ±2.0%	Within ±1.0%
Effects of external magnetic fields (400 A/m, DC)	Within ±1.5% f.s.	Within ±0.5% f.s.	Within ±0.2% f.s.
Maximum cord length	100 m (subject to connected instrument specifications)		
	CT7044	CT7045	CT7046
Accuracy guarantee conditions	Accuracy guarantee period: 1 year; post-adjustment accuracy guarantee period: 1 year; number of jaw open-close cycles: 10,000 or less; accuracy guarantee temperature and humidity range: 23°C ±5°C, 80% RH or less (assuming no elongation, damage, or deformation of cross-sectional profile of flexible loop)		
Temperature coefficient	Within the operating temperature range, add (0.05 × accuracy specifications/°C) (at temperatures other than 23°C ±5°C).		
Effects of conductor position (deviation from center)	Within ±3.0%		
Effects of external magnetic fields (400 A/m, 50 Hz/60 Hz)	1.25% f.s. or less		1.5% f.s. or less
Offset voltage	±1 mV or less		

*Using 23°C as the reference temperature; within the temperature range of -25°C to 65°C.

Lineup

DISPLAY UNIT



CM7290

CM7291



Model : DISPLAY UNIT CM7290

Model No. (Order Code) (Note)

CM7290

CM7291 (with built-in Bluetooth® wireless technology)

Accessories: LR6 alkaline batteries ×2, Protector (attached to unit)
×1, Instruction manual ×1

AC/DC AUTO-ZERO CURRENT SENSOR

Frequency band: DC to 5 kHz (-3 dB)



CT7731
100 A AC/DC
ø33 mm
(1.3 in)



CT7736
600 A AC/DC
ø33 mm
(1.3 in)



CT7742
2000 A AC/DC
ø55 mm
(2.17 in)

AC/DC CURRENT SENSOR

Frequency band: DC to 10 kHz (-3 dB)



CT7631
100 A AC/DC
ø33 mm
(1.3 in)



CT7636
600 A AC/DC
ø33 mm
(1.3 in)



CT7642
2000 A AC/DC
ø55 mm
(2.17 in)

AC FLEXIBLE CURRENT SENSOR

Frequency band: 10 Hz to 50 kHz (within ±3 dB)



Ideal for use in confined locations.



CT7044
600 A/6000 A AC
ø100 mm (3.9 in)
cable diameter ø7.4 mm (0.29 in)



CT7045
600 A/6000 A AC
ø180 mm (7.0 in)
cable diameter ø7.4 mm (0.29 in)



CT7046
600 A/6000 A AC
ø254 mm (10 in)
cable diameter ø7.4 mm (0.29 in)

Use an AC/DC Auto-zero Current Sensor or AC/DC Current Sensor with the Display Unit and Output Cord to generate output for a Memory HiCorder, data logger, or other instrument.

OUTPUT CORD

For use with the Display Unit

PL14 EXTENSION CABLE

For extending the sensor cable to the Display Unit



L9094
For use with banana terminals
Cable length : Approx. 1.5 m (4.92ft)



L9095
For use with BNC connectors
Cable length : Approx. 1.5 m (4.92ft)



L9096
For use with terminal blocks
Cable length : Approx. 1.5 m (4.92ft)



L0220-01 2 m (6.6 ft)
L0220-02 5 m (16.4 ft)
L0220-03 10 m (32.8 ft)
L0220-04 20 m (65.6 ft)
L0220-05 30 m (98.4 ft)
L0220-06 50 m (164 ft)
L0220-07 100 m (328 ft)

Other options



AC ADAPTER
9445-02



AC ADAPTER
9445-03



CARRYING CASE
C0220

Stores one sensor, one Display Unit, an AC adapter, and an output cord.



CARRYING CASE
C0221

Stores three sensors, one Display Unit, an AC adapter, an output cord, and an extension cable of up to 30 m (98.4 ft) in length.



MAGNETIC STRAP
Z5004

*The Bluetooth® word mark and logos are registered trademarks owned by Bluetooth SIG, Inc. and any use of such marks by HIOKI E.E. CORPORATION is under license.

Note: Company names and Product names appearing in this catalog are trademarks or registered trademarks of various companies.

HIOKI

HIOKI E. E. CORPORATION

HEADQUARTERS

81 Koizumi, Ueda, Nagano, 386-1192, Japan
TEL +81-268-28-0562 FAX +81-268-28-0568
<http://www.hioki.com> / E-mail: os-com@hioki.co.jp

HIOKI USA CORPORATION

TEL +1-609-409-9109 FAX +1-609-409-9108
<http://www.hiokiusa.com> / E-mail: hioki@hiokiusa.com

HIOKI (Shanghai) SALES & TRADING CO., LTD.
TEL +86-21-63910090 FAX +86-21-63910360
<http://www.hioki.cn> / E-mail: info@hioki.com.cn

HIOKI SINGAPORE PTE. LTD.
TEL +65-6634-7677 FAX +65-6634-7477
E-mail: info-sg@hioki.com.sg

HIOKI KOREA CO., LTD.
TEL +82-2-2183-8847 FAX +82-2-2183-3360
E-mail: info-kr@hioki.co.jp

DISTRIBUTED BY

nbn
ELEKTRONIK
www.nbn-elektronik.ch