

NEW

YOKOGAWA 

Process Multimeter

CA450

Loop Power and 4 to 20mA Output function in a DMM

From daily inspection to troubleshooting of measurement instruments—
all in a single unit!

Features

■ Loop check functions

- Simultaneous 24 V loop power and mA measurement
- HART mode setting with loop power (250 OHM resistance)

■ Generation functions

- SIMULATE (SINK) function simulates transmitters
- 4-20 mA span/step/auto-step/sweep output

■ Measurement functions


- High accuracy signal measurement:
DC mA 0.05%/30.000 mA
- Handheld DMM function
- Peak/Hold function for DCS power peak-to-peak measurement
- Dedicated sensor modes for direct reading of many sensor signal types

■ Safer—helps eliminate electric shocks

- Current terminal shutter prevents incorrect connections
- Sensor function handles AC load current measurement
- Meets 600 V CAT. IV, 1000 V CAT. III safety standards

■ Linking with a PC

- Transfer data to a PC via IR-USB



 3-Year Warranty 

Yokogawa Meters & Instruments Corporation

LF CA450E

Accessories (Sold separately)

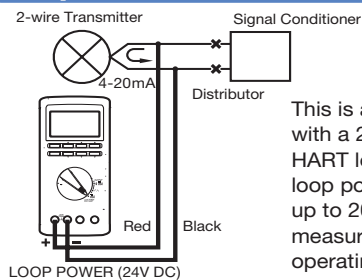
Name	Model Code	Detail
1to5V Adapter set	99031	Converts 4-20mA to 1-5V
DMM Communication Package	92015	USBcommunication adapter + USBcommunication cable + Application Software
Alligator Test Lead	99014	1000V CAT III, 600VCAT IV Red Black 1 set
Carrying case	93029	Capable for communication package
AC/DC Current clamp probe	96095	DC180A, AC130A output 10mV/A
Current Clamp Probe	96001	AC400A
	96030	AC200A
	96031	AC500A
	96032	AC700A
	96033	AC50A
	96034	AC3000A
96035	AC3000A	

Spare parts

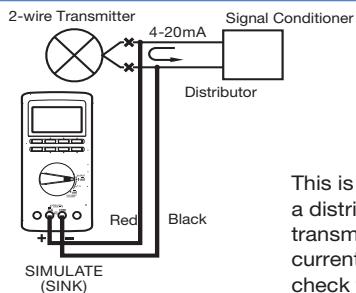
Test Lead	98015	1000V CAT III, 600VCAT IV Red Black 1 set
Lead Cable	98064	Alligator clip, Cat I, for control signal only (under 50V)
Fuse	99042	440mA/1000V 10kAcut off 1piece

Main Functions

Loop Check function



Transmitter simulator function



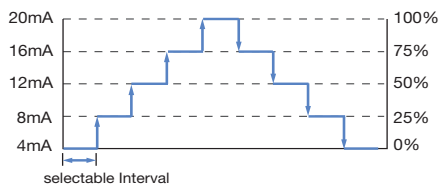
Span/Step/Sweep Output function

4-20 mA span generator function

Switch output settings from 4 to 20 mA with the touch of a button for easy operational checks on valves and other devices.

4-20 mA step generator function

You can switch the output setting value between 4 and 20 mA in 4 mA steps, at the touch of a button or automatically with selectable interval time to improve efficiency.



Product Model code

Name	Model Code	Suffix code
Process Multimeter	CA450	-E

Main Specifications

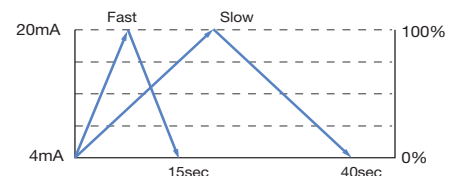
Operating Environment

Ambient temp.: 23°C ±5°C, relative humidity: 45 to 75% no condensation)
Measuring accuracy: ±(% of reading + digits)

	Specification	Accuracy and Range
Measurement	DC voltage	0.09% rdg+1 dgt 600.0 mV to 1000 V
	Current voltage (true rms value)	0.5% rdg+5 dgt 600.0 mV to 1000 V (45 to 500 Hz)
	DC current (mA)	0.05% rdg+2 dgt/30.000 mA 0.05% rdg+2 dgt/100.00 mA
	Impedance	0.2% rdg + 1 dgt 600.0 Ω to 60.00 MΩ
	Frequency	0.005% rdg + 1 dgt 199.99 Hz to 19.999 kHz
	Diode test	1% rdg + 2 dgt 2.000 V
	Continuity	Beeps under 50 ±30 Ω
	Display update rate (times/sec.)	2.5 to 5
	Data hold	○
	Peak hold (DCV)	○
Source	Standard deviation	○
	Max/min	○
	DC current (mA)	0.05% to span of 20.000mA 0.001mA to 25.000mA, Max. load 28 V
	Simulate (Sink)	0.05% to span of 20.000mA 0.001mA to 25.000mA, Ext. power 15 to 48 Vdc
General	Loop power function	24V with 250 Ω resistance ON/OFF function
	Auto-step	○
	Auto-sweep	○
	Step (manual)	○
Safety standard	EN61010/1000VCAT III, 600VCAT IV	
Communication (optional)	IR-USB	
Backlight	○	
Operating temperature	-20 to +55°C	
Storage temperature	-40 to +70°C	
Current terminal shutter prevents incorrect connections	○	

4-20 mA sweep generator function (sweep)

Increases/decreases the output value at a constant rate until reaching a set value. Switch between step and sweep, and between 15/40 second speeds.



IR-USB communication function (dedicated adapter sold separately)

Using the IR-USB communication function, you can send measured values to a PC, or transfer settings for measurement of generated current from the PC to the main unit.

YOKOGAWA 
Yokogawa Meters & Instruments Corporation

World Wide Web site at
<http://www.yokogawa.com/MCC>

NOTICE

- Before using the product, read the instruction manual carefully to ensure proper and safe operation.

YOKOGAWA METERS & INSTRUMENTS CORPORATION Tachihashi Bld. No.2, 6-1-3 Sakaecho, Tachikawa-shi, Tokyo, 190-8586 Japan
International Sales Dept. Phone: +81-42-534-1413 Facsimile: +81-42-534-1426

YOKOGAWA CORPORATION OF AMERICA (U.S.A.)
YOKOGAWA EUROPE B. V. (THE NETHERLANDS)
YOKOGAWA ENGINEERING ASIA PTE. LTD. (SINGAPORE)
YOKOGAWA AMERICA DO SUL LTDA (BRAZIL)
YOKOGAWA MEASURING INSTRUMENTS KOREA CORPORATION (KOREA)
YOKOGAWA AUSTRALIA PTY. LTD. (AUSTRALIA)
YOKOGAWA INDIA LTD. (INDIA)
YOKOGAWA SHANGHAI TRADING CO., LTD. (CHINA)
YOKOGAWA MIDDLE EAST B. S. C.(C) (BAHRAIN)
YOKOGAWA ELECTRIC CIS LTD. (RUSSIAN FEDERATION)

Phone: +1-770-253-7000
Phone: +31-88-4641000
Phone: +65-6241-9933
Phone: +55-11-5681-2400
Phone: +82-2-551-0660
Phone: +61-2-8870-1100
Phone: +91-80-4158-6000
Phone: +86-21-6239-6363
Phone: +973-17-358100
Phone: +7-495-737-7868

Facsimile: +1-770-254-0928
Facsimile: +31-88-4641111
Facsimile: +65-6241-2606
Facsimile: +55-11-5681-4434
Facsimile: +82-2-551-0665
Facsimile: +61-2-8870-1111
Facsimile: +91-80-2852-1441
Facsimile: +86-21-6880-4987
Facsimile: +973-17-336100
Facsimile: +7-495-737-7869

Represented by:

MIK-ES16